



Test Report issued under the responsibility of:



TEST REPORT IEC 60947-3 Low-voltage switchgear and controlgear Part 3: Switches, disconnectors, switch-disconnectors and fuse-combination units	
Report Number	SGP-11242/smart ARS 00 pro/800V/CB
Date of issue	24.04.2019
Total number of pages	52 pages
Name of Testing Laboratory preparing the Report	AIT Austrian Institute of Technology GmbH
Applicant's name	APATOR S.A.
Address	87-100 Toruń, Gdańska nr 4a lok. C4, POLAND
Test specification:	
Standard	IEC 60947-3:2008, AMD1:2012, AMD2:2015 in conjunction with IEC 60947-1:2007, AMD1:2010, AMD2:2014
Test procedure	CB-Scheme
Non-standard test method	N/A
Test Report Form No.	IEC60947_3E
Test Report Form(s) Originator	OVE
Master TRF	Dated 2017-07
Copyright © 2017 Worldwide System of Conformity Assessment Schemes for Electrotechnical Equipment and Components (IECEE System). All rights reserved.	
This publication may be reproduced in whole or in part for non-commercial purposes as long as the IECEE is acknowledged as copyright owner and source of the material. IECEE takes no responsibility for and will not assume liability for damages resulting from the reader's interpretation of the reproduced material due to its placement and context.	
If this Test Report Form is used by non-IECEE members, the IECEE/IEC logo and the reference to the CB Scheme procedure shall be removed.	
This report is not valid as a CB Test Report unless signed by an approved CB Testing Laboratory and appended to a CB Test Certificate issued by an NCB in accordance with IECEE 02.	
General disclaimer:	
The test results presented in this report relate only to the object tested. This report shall not be reproduced, except in full, without the written approval of the Issuing CB Testing Laboratory. The authenticity of this Test Report and its contents can be verified by contacting the NCB, responsible for this Test Report.	

Test item description	Low-voltage fuse-switch-disconnectors	
Trade Mark		
Manufacturer	APATOR S.A. 87-100 Toruń, Gdańska nr 4a lok. C4, POLAND	
Model/Type reference	smartARS 00-3 pro-PV (three pole operated) smartARS 00-3-V PRO-PV (three pole operated)	
Ratings	800V / 80A // , 3-pole operated	
Responsible Testing Laboratory (as applicable), testing procedure and testing location(s):		
<input checked="" type="checkbox"/>	CB Testing Laboratory:	AIT Austrian Institute of Technology GmbH
	Testing location/ address	A-1210 Vienna, Giefinggasse 2, AUSTRIA
		 
	Tested by (name, function, signature)	H. Raheb, MSc 
	Approved by (name, function, signature) ..	DI G. Brauner 
<input type="checkbox"/>	Testing procedure: CTF Stage 1:	
	Testing location/ address	
	Tested by (name, function, signature)	
	Approved by (name, function, signature) ..	
<input type="checkbox"/>	Testing procedure: CTF Stage 2:	
	Testing location/ address	
	Tested by (name + signature)	
	Witnessed by (name, function, signature) ..	
	Approved by (name, function, signature) ..	
<input type="checkbox"/>	Testing procedure: CTF Stage 3:	
<input type="checkbox"/>	Testing procedure: CTF Stage 4:	
	Testing location/ address	
	Tested by (name, function, signature)	
	Witnessed by (name, function, signature) ..	
	Approved by (name, function, signature) ..	
	Supervised by (name, function, signature) :	

List of Attachments (including a total number of pages in each attachment):**Summary of testing:**

		Type + Sample No.	
		smart ARS 00-3 PRO-PV	smart ARS 00-3-V PRO-PV
Constructional Requirements		---	CR1
TSQ I	Temperature-rise	TR1	TR1V
	Dielectric properties		
	Making and breaking	10 (outgoing below) 11 (outgoing above)	---
TSQ II		12	---
TSQ III		---	---
TSQ IV		14,15	---
TSQ V		TR1	---

Test performed:

A type test was performed according to

- IEC 60947-1 Ed. 5.2:2014
- IEC 60947-3 Ed. 3.2:2015.

The low-voltage fuse-switch-disconnectors

smart ARS 00-3-. PRO-PV

have passed the type test successfully.

Testing location:


AIT Austrian Institute of Technology GmbH
Giefinggasse 2
1210 Vienna
AUSTRIA

The AIT Austrian Institute of Technology GmbH is a recognized CB Testing Laboratory under the responsibility of OVE as the National Certification Body.


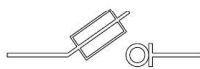

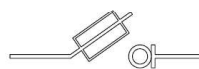
Summary of compliance with National Differences (List of countries addressed):

-

Summary of variants:



Copy of marking plate:

 <p>APATOR (CE)</p> <p>Typ <i>smart</i> ARS 00-3 PRO-PV</p> <p>Nr 63-073821-001</p> <p>Un=800V~</p> <p>In=Ie=80A</p> <p>AC-21B/800V/80A</p> <p>PN-EN 60947-3</p>  <p>NH 00</p> <p>Pn=11W</p> <p>50-60Hz IP 30</p> <p style="writing-mode: vertical-rl; transform: rotate(180deg);">Ostaszewo 57C, 87-148 Łysomice</p>	 <p>APATOR (CE)</p> <p>Typ <i>smart</i> ARS 00-3-V PRO-PV</p> <p>Nr 63-073821-002</p> <p>Un=800V~</p> <p>In=Ie=80A</p> <p>AC-21B/800V/80A</p> <p>PN-EN 60947-3</p>  <p>NH 00</p> <p>Pn=11W</p> <p>50-60Hz IP 30</p> <p style="writing-mode: vertical-rl; transform: rotate(180deg);">Ostaszewo 57C, 87-148 Łysomice</p>
--	--

Test item particulars:	
- method of operation	Dependent manual operation
- suitability for isolation.....	suitable
- degree of protection	IP 30 (only front side) IP 20 (all other parts)
- number of poles.....	3
- kind of current.....	AC
-in the case of a.c., number of phases and rated frequency.....	3, 50-60Hz
- number of positions of the main contacts (if more than two).....	2
-breaking arrangement for fused devices	---
Rated and limiting values, main circuit:	
- rated operational voltage U_e (V).....	800 a.c.
- rated insulation voltage U_i (V)	1000
- rated impulse withstand voltage U_{imp} (kV)	8
- conventional free air thermal current I_{th} with fuse-links (A)	80
- conventional free air thermal current I_{th} with solid-links (A).....	---
- rated operational current I_e (A).....	80
- rated uninterrupted current I_u (A)	80 (maximum power dissipation = 11W)
- rated frequency (Hz).....	50-60
- utilization category	AC-21B
Short-circuit characteristic:	
- rated short-time withstand current I_{cw} (kA)....	---
- rated short-time making capacity I_{cm} (kA)....	---
- rated conditional short-circuit current.....	10 kA
Control circuits	---
Auxiliary circuits	---
Relays and releases	---
Co-ordination with short-circuit protective devices:	
- kind of protective device.....	Fuse-links NH00 (80A)/gS (gRL)

<p>Possible test case verdicts:</p> <p>- test case does not apply to the test object.....: N/A</p> <p>- test object does meet the requirement: P (Pass)</p> <p>- test object does not meet the requirement.....: F (Fail)</p>	
<p>Testing</p> <p>Date of receipt of test item: 07/2018</p> <p>Date (s) of performance of tests.....: 07/2018 to 08/2018</p>	
<p>General remarks:</p> <p>"(see Enclosure #)" refers to additional information appended to the report.</p> <p>"(see appended table)" refers to a table appended to the report.</p> <p>Throughout this report a <input checked="" type="checkbox"/> comma / <input type="checkbox"/> point is used as the decimal separator.</p>	
<p>Manufacturer's Declaration per sub-clause 6.2.5 of IEC60947-2:</p>	
<p>The application for obtaining a CB Test Certificate includes more than one factory location and a declaration from the Manufacturer stating that the sample(s) submitted for evaluation is (are) representative of the products from each factory has been provided</p>	<p><input type="checkbox"/> Yes</p> <p><input checked="" type="checkbox"/> Not applicable</p>
<p>When differences exist; they shall be identified in the General product information section.</p>	
<p>Name and address of factory (ies).....: APATOR S.A Centrum Ostaszewo 57 C 87-148 Lysomice, POLAND</p>	
<p>General product information:</p> <p style="text-align: center;">Low-voltage fuse-switch-disconnectors for use with NH00 fuse-links</p> <p style="text-align: center;">type</p> <p style="text-align: center;">smart ARS 00-3-. PRO-PV (Size NH00, 3-pole)</p>	

Remark to test performance:

At all tests concerning making and breaking capacity, operational performance capability and performance under short-circuit conditions, a metallic screen were placed to the equipment, in accordance with the arrangements and distances specified by the manufacturer:

- ⇒ Distance above to metallic screen: 50mm
- ⇒ Distance lateral to metallic screen: 30mm

Remark for use of the fuse-switch-disconnectors:

The maximum power dissipation of the fuse-links suitable for use with the fuse-switch-disconnectors is 11W. Fuse-links with rated voltage 800V of the appropriate size (NH00) may have a power dissipation exceeding this value.

It has to be taken into consideration that the maximum power dissipation of

11W

will not be exceeded for use in uninterrupted duty.